


It's Time to STRATAFIX™

The leader in barbed suture technology¹


STRATAFIX™ Symmetric PDS™ Plus Knotless Tissue Control Device

Unidirectional




STRATAFIX™ Spiral Knotless Tissue Control Devices

Unidirectional



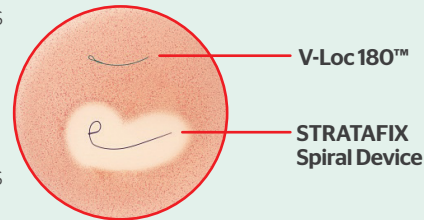
Bidirectional



Plus Antibacterial Properties

Meta-analysis demonstrates **28% reduction in surgical site infection (SSI) risk** with the use of triclosan-coated sutures^{2*†‡}

STRATAFIX Knotless Tissue Control Devices are the **only** commercially available knotless tissue control devices with antibacterial protection³⁻⁵



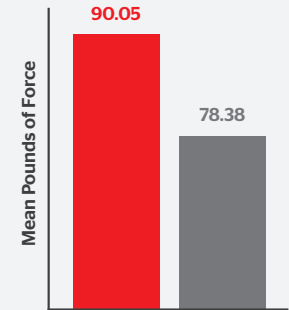
The petri dish image is for illustrative purposes only, zone of inhibition testing results can vary.

*21 RCTs, 6462 patients, 95% CI: (14, 40%), P<0.001

†All triclosan-coated sutures in these RCTs were Ethicon Plus Antibacterial Sutures (MONOCRYL® Plus Antibacterial [poliglecaprone 25] Suture, Coated VICRYL® Plus Antibacterial [polyglactin 910] Suture, and PDS® Plus Antibacterial [polydioxanone] Suture)

‡Meta-analysis only included traditional (non-barbed) sutures.

Tissue Holding Strength¹⁵



■ STRATAFIX Symmetric PDS Plus Device
■ V-LOC™ 180 Absorbable Wound Closure Device

Features	STRATAFIX™ Knotless Tissue Control Devices	V-LOC™ Wound Closure Devices	Quill™ Knotless Tissue Closure Devices
Superior tissue holding strength	✓ ⁶	No ^{7,8}	No ⁹⁻¹²
Antibacterial properties	✓ ^{3-5¶}	No ^{7,8}	No ⁹⁻¹²
Extended tensile wound holding strength	✓ ^{13,14}	No ^{7,8}	✓ ¹⁰
Appropriate for use in fascia	✓ ^{6,13}	No ^{7,8}	No ⁹⁻¹²
Superior needle performance	✓ ^{15,16}	No ^{15,16}	No ^{15,16}
Multiple anchor designs	✓ ^{13,14}	No ¹⁷	No ¹⁸

¶In porcine subcutaneous tissue

||Specific to STRATAFIX™ Symmetric PDS™ Plus Knotless Tissue Control Device.

†Does not apply to all products in portfolio. Specific to STRATAFIX Symmetric PDS Plus Device, STRATAFIX™ Spiral MONOCRYL™ Plus Knotless Tissue Control Device, and STRATAFIX™ Spiral PDS™ Plus Knotless Tissue Control Device.

With **STRATAFIX™** Knotless Tissue Control Devices, Ethicon continues a century-long tradition of **leading the evolution** in wound closure technology

A full portfolio of knotless tissue control devices to address the needs of various tissue types competition can't match.

Features	STRATAFIX Knotless Tissue Control Devices	V-LOC™ Wound Closure Devices	Quill™ Knotless Tissue Closure Devices
Superior tissue holding strength	STRATAFIX™ Symmetric PDS™ Plus Knotless Tissue Control Device demonstrated superior tissue holding strength compared to interrupted technique with Coated VICRYL® (polyglactin 910) Suture, continuous technique with PDS® II (polydioxanone) Suture, and V-Loc™ 180 Wound Closure Device	Inferior tissue holding strength when compared to STRATAFIX Symmetric PDS Plus Devices in subcutaneous tissue ⁶	Inferior tissue holding strength compared to STRATAFIX Symmetric PDS Plus Device in subcutaneous tissue ¹⁹
Antibacterial properties	STRATAFIX Knotless Tissue Control Devices with IRGACARE® MP (triclosan)–the only commercially available knotless tissue control devices with antibacterial protection ^{13,14}	V-LOC portfolio does not offer antibacterial products ^{7,8}	Quill™ portfolio does not offer antibacterial products ^{9,12}
Extended tensile strength	STRATAFIX™ Spiral PDO Knotless Tissue Control Device, STRATAFIX Spiral PDS Plus Device, and STRATAFIX Symmetric PDS Plus Device provide 6 weeks of tissue support ^{13,14,20}	The V-LOC™ 180 Absorbable Wound Closure Device is not for use where prolonged (beyond 3 weeks) approximation of tissues under stress is required ⁷	Quill™ PDO can be used in closures that require up to 6 weeks of tissue approximation ¹⁰
Appropriate for use in fascia	STRATAFIX Symmetric PDS Plus Device is the only barbed suture appropriate for use in high-tension areas, such as fascia ^{6,13}	Warning in label states the safety and effectiveness of V-LOC has not been established for use in fascial closures ^{7,8}	Warning in label states the safety and effectiveness of Quill™ has not been established for use in fascial closures ^{9,12}
Superior needle performance	Ethicon needles outperform competition due to: ^{15,16} <ul style="list-style-type: none"> • superior strength and ductility • improved penetration • reduced tissue trauma • advanced silicone coating 	Covidien needles require more penetration force versus Ethicon reverse-cutting and taper-point needles ^{15,16}	Angiotech needles require more penetration force versus Ethicon reverse-cutting and taper-point needles ^{15,16}
Multiple anchor designs	<ul style="list-style-type: none"> • Available in spiral designs (bidirectional and unidirectional) and symmetric designs • Available in “cut” and “punched” technologies 	<ul style="list-style-type: none"> • Available in spiral design only¹⁷ • Only available in “cut” technologies 	<ul style="list-style-type: none"> • Available in spiral design only¹⁸ • Only available in “cut” technologies

Only Ethicon offers a barbed suture with Plus Antibacterial Technology that is appropriate for closing high-tension areas, such as **fascia**.^{13,*}

For complete indications, contraindications, warnings, precautions, and adverse reactions, please reference full package insert.

The third-party trademarks used herein are trademarks of their respective owners. *Refers to STRATAFIX Symmetric PDS Plus Device only.

References: **1.** Joshi P. Wound closure market and share October 2018 update. January 2019. Ethicon, Inc. **2.** de Jonge SW, Atema JJ, Solomkin JS, Boermeester MA. Meta-analysis and trial sequential analysis of triclosan-coated sutures for the prevention of surgical-site infection. *Br J Surg*. 2017; 104(2):e118-e133. **3.** Ming X, Rothenburger S, Yang D. In vitro antibacterial efficacy of Monocryl Plus Antibacterial Suture (poliglecaprone 25 with triclosan). *Surg Infect (Larchmt)*. 2007;8(2):201-207. **4.** Ming X, Rothenburger S, Nichols MM. In vivo and in vitro antibacterial efficacy of PDS Plus (polydioxanone with triclosan) suture. *Surg Infect (Larchmt)*. 2008;9(4):451-457. **5.** Rothenburger S, Spangler D, Bhende S, Burkley D. In vitro antimicrobial evaluation of coated Vicryl Plus Antibacterial Suture (coated polyglactin 910 with triclosan) using zone of inhibition assays. *Surg Infect (Larchmt)*. 2002;3 Suppl 1:S79-S87. **6.** Nonnenmann H. Time Zero Tissue Holding - Competitive Claims Comparisons for STRATAFIX Knotless Tissue Control Devices vs Various Products. 100326296. 2015. Ethicon, Inc. **7.** V-Loc™180 Absorbable Wound Closure Device Instructions for Use. **8.** V-Loc™ 90 Absorbable Wound Closure Device Instructions for Use. Medtronic. **9.** Quill Self-Retaining System (SRS) Comprised of Monoderm (PGA-PCL) Synthetic Absorbable Surgical Suture Material Instructions for Use. Surgical Specialties Corporation. **10.** Quill Self-Retaining System (SRS) Comprised of Dyed PDO (Polydioxanone) Synthetic Absorbable Surgical Suture Material Instructions for Use. Surgical Specialties Corporation. **11.** Quill Self-Retaining System (SRS) Comprised of Polypropylene Non-absorbable Surgical Suture Material Instructions for Use. Surgical Specialties Corporation. **12.** Quill Self-Retaining System (SRS) Comprised of Nylon Non-absorbable Surgical Suture Material Instructions for Use. Reading, PA: Surgical Specialties Corporation. **13.** STRATAFIX™ Symmetric PDS™ Plus Knotless Tissue Control Device Instructions for Use. Ethicon, Inc. **14.** STRATAFIX™ Spiral PDS™ Plus Knotless Tissue Control Device Instructions for Use. Ethicon, Inc. **15.** Technical Memo CT12-009. December 12, 2012. Ethicon, Inc. **16.** Technical Memo CT09-022. January 20, 2010. Ethicon, Inc. **17.** V-Loc™ Wound Closure Devices for Use in General Surgery, Medtronic. **18.** Quill Knotless Tissue Control Device General Product Information. Quill website. Available at: <http://www.quilldevice.com/general-product-information>. Accessed March 20, 2019. **19.** Poandl TM. Model development: histological and biomechanical evaluation of 3-0 DOLFIN barbed suture prototypes, 3-0 Quill suture, and 3-0 V-Loc suture at 7±1 days following closure of the ventral abdominal wall in a rabbit model. PSE 10-0012, project number 11822. Approved on August 8, 2011. Ethicon, Inc. **20.** STRATAFIX™ Spiral PDO Knotless Tissue Control Device Instructions for Use. Ethicon, Inc.

©2019 Ethicon US, LLC. 035855-190122